

**Selection Kit**

**RMIT – SIM BACHELOR OF DESIGN  
(COMMUNICATION DESIGN)**

This Selection Kit requires you to complete the following components: two design statements and a selection task consisting of a written statement and a mini-folio of 2 or 3 project examples.

**1. Design statement 1:**

- a) Describe your skills and experience such as employment, voluntary work, etc., and how these will make a contribution to the RMIT – SIM communication design community.
- b) Describe what you hope to achieve through your studies.  
(Maximum 200 words)

**2. Design statement 2:**

- a) Explain how you think design can have an impact on the world and describe one example of a design (not your own) that has had such an impact.  
(Maximum 200 words)

**3. Selection task:**

On the following pages, provide examples of two or three projects (up to 6 images in total) that best demonstrate your creative passion. Select one project as your 'Feature Project' and add images of this project to image 1 & 2. You must provide a written statement about your Feature Project (images 1 & 2). Add images of your other project(s) to image 3, 4, 5 & 6 plus short explanatory captions.

Note: to import images into this PDF you will need to save your image files as JPG files.  
When complete, simply save your Selection Kit PDF and name the file 'lastname\_firstname\_BDCD.pdf'.

IMAGE 1 (YOUR FEATURE PROJECT)



IMAGE 2 (YOUR FEATURE PROJECT)



Provide a written statement (max 200 words) about your Feature Project (images 1 & 2 above) covering the following points:

1. A brief explanation of the project,
2. The motivation and aims behind the project,
3. How this project reflects your values and passions.

IMAGE 3



IMAGE 4



IMAGE 3 CAPTION




IMAGE 4 CAPTION




IMAGE 5



IMAGE 6



IMAGE 5 CAPTION




IMAGE 6 CAPTION

